




# Diamond Chase

The Draw-Bar Frame system is a U-shaped channel with an enclosed fabric locking bar. It is drawn outward with numerous bolts to tension and adjust the screen-printing fabric. The Draw-Bars are manufactured for maximum flexibility and strength to achieve perfect screen tensions throughout the image area.

The ease of the locking systems allow for excellent fabric installation and alignment. The ability to adjust on-press misregistration within the frame itself makes it the most accurate system available.

The locking systems commonly used with the Draw-Bar Frames are the Keystone™ Nylon and Top Loading™. The Keystone system utilizes a single tapered nylon rod which slides into the Draw-Bar through the end of the frame. This system is recommended for wire mesh and frames with narrow profiles because of its pretensioning ability.

The Top Loading system uses two round rods which are snapped into the Draw-Bar with a wheel-type insertion tool. This locking system allows for the fabric to be secured simply and evenly. The round nylon rods come in three color-coded diameters to accommodate all mesh counts.



- White – High mesh counts
- Blue – Standard mesh counts
- Black – Low mesh counts, wire mesh

### GLUE-ON DRAW-BAR FRAME

Replaces the standard locking system with a removable plastic strip, allowing the frame to be used over and over again in the stretch-and-glue process.

*Replacement inserts are available.*

### FEATURES

- Manufactured to custom specifications
- ±1 N/cm accuracy in tensioning
- On-press micro-registration capabilities
- Fully welded, guaranteed watertight for life
- Stainless steel hardware available
- Variety of models available

### APPLICATIONS

- Printed Circuits
- Decals
- Membrane Switches
- Serigraphy
- Signage
- Face Panels
- POP/POS
- Glass
- Clear Coating
- Large Format

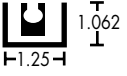
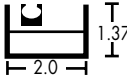




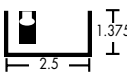
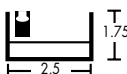





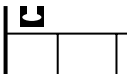

247 Route 100  
Somers, NY 10589

Phone: 800 / 431-2200  
or 914 / 232-7781

Fax: 800/829-9939  
or 914/232-4004

Info.US@saatiprint.com  
www.saatiamericas.com



<b>SMALL FORMAT</b>	<b>Frame</b>	<b>Maximum Size</b>	<b>Weight Per Foot</b>	<b>I.D. to O.D. Conv.</b>	<b>Bolt Type</b>	<b>Locking System</b>
	WC-10	18" I.D.	0.8 lbs.	2.5"	1/4" S.S. Hex (Standard), 1/4" S.S. Allen, 1/4" Rec. Allen	Keystone (Standard)
	LJ-20	36" I.D.	1.2 lbs.	4"	1/4" S.S. Hex (Standard), 1/4" S.S. Allen, 1/4" Rec. Allen	Keystone (Standard) Top-loading
<b>CIRCUIT PRINTING</b>	<b>Frame</b>	<b>Maximum Size</b>	<b>Weight Per Foot</b>	<b>I.D. to O.D. Conv.</b>	<b>Bolt Type</b>	<b>Locking System</b>
	WC-20	30" I.D.	1.6 lbs.	4"	5/16" S.S. Allen (Standard), 5/16" S.S. Allen 5/16" Rec. Allen	Keystone (Standard) Top-Loading
	WC-20 HD	36" I.D.	1.8 lbs.	4.75"	5/16" S.S. Allen (Standard), 5/16" S.S. Hex	Keystone (Standard) Top-Loading
	T-175	40" I.D.	1.7 lbs.	3.75"	5/16" S.S. Hex (Standard), 5/16" S.S. Allen, 5/16" Rec. Allen	Keystone (Standard) Top-Loading
	T-175 HD	60" I.D.	2.0 lbs.	5"	5/16" S.S. Hex (Standard), 5/16" Rec. Allen	Keystone (Standard) Top-Loading
<b>GENERAL PRINTING</b>	<b>Frame</b>	<b>Maximum Size</b>	<b>Weight Per Foot</b>	<b>I.D. to O.D. Conv.</b>	<b>Bolt Type</b>	<b>Locking System</b>
	UC-25	48" I.D.	1.7 lbs.	5"	5/16" Pltd. Hex (Standard), 5/16" S.S. Hex, 5/16" Rec. Allen	Top-Loading (Standard) Keystone
	T-200	72" I.D.	1.7 lbs.	5"	5/16" Pltd. Hex (Standard), 5/16" S.S. Hex, 5/16" Rec. Allen	Top-Loading (Standard) Keystone
	T-200 HD	96" I.D.	1.8 lbs.	5"	5/16" Pltd. Hex (Standard), 5/16" S.S. Hex, 5/16" Rec. Allen	Top-Loading (Standard) Keystone
	T-250	100" I.D.	2.0 lbs.	5"	5/16" Pltd. Hex (Standard) 5/16" S.S. Hex, 5/16" Rec. Allen	Top-Loading (Standard) Keystone
<b>LARGE FORMAT</b>	<b>Frame</b>	<b>Maximum Size</b>	<b>Weight Per Foot</b>	<b>I.D. to O.D. Conv.</b>	<b>Bolt Type</b>	<b>Locking System</b>
	T-300LF	110" I.D.	1.8 lbs.	6"	5/16" Pltd. Hex (Standard)	Top-Loading (Standard) Keystone
	T-400LF	180" I.D.	2.3 lbs.	8"	5/16" Pltd. Hex (Standard)	Top-Loading (Standard) Keystone
	T-500LF	240" I.D.	3.0 lbs.	10"	5/16" Pltd. Hex (Standard)	Top-Loading (Standard) Keystone
<b>LARGE FORMAT TRIPLE HOLLOW</b>	<b>Frame</b>	<b>Maximum Size</b>	<b>Weight Per Foot</b>	<b>I.D. to O.D. Conv.</b>	<b>Bolt Type</b>	<b>Locking System</b>
	T-500 LP	240" I.D.	3.0 lbs.	10"	5/16" Pltd. Hex (Standard)	Top-Loading (Standard) Keystone
	T-500 LF	252" I.D.	3.6 lbs.	10"	5/16" Pltd. Hex (Standard)	Top-Loading (Standard) Keystone